

Suzuki Mega Carry Xtra



Pak Suzuki launched the Suzuki Mega Carry Xtra in 2017. The 1st Generation Suzuki Mega Carry was launched in Thailand in 2011, as a pickup version of Suzuki APV. Suzuki Mega Carry Xtra 2018 is available in only one variant in Pakistan, Suzuki Mega Carry Xtra Manual. The Suzuki Mega Carry 2018 price in Pakistan is Rs 1.5 million PKR. which is slightly higher than the pickups available in the market.

Exterior

The exterior of the 1st Generation Suzuki Mega Carry Xtra 2018 features a fairly boxy design. The front end houses trapezium side swept headlights, a rectangular grille with dual chrome accents and a large rectangular air intake. The loading bay of Suzuki Mega Carry Xtra is accessible from all the three sides; one can load the carriage from all the directions. The overall exterior of Suzuki Mega Carry features the fairly boxy design that is familiar with a Japanese designed mini truck.

Interior

Suzuki Mega Carry Xtra 2018 interior is very simple and plain with nothing fancy. The build quality of the interior is somehow better than the other pickups in the market. Suzuki doesn't provide a music system in the pickup and keeps it solely for transporting things from one place another. However, a lot of variations can be done in the interior.

The Ideal Partner

Suzuki Mega Carry Xtra is the ideal choice for modern day requirement of Light-commercial and fleet businesses, offering more loading space, outstanding performance, durability. The Mage Carry meets the diverse needs of its users.

The Power of Convenience

The Suzuki Mega Carry Xtra is the best partner of all your business needs its power comes from a robust engine with superior fuel economy. A range of features such as generous loading space, durability and reliability combined with a functional cabin make it an ultimate carriage vehicle.

1. Wild rear glass for a clear backward view.
2. Deck is separate from the cabin for stronger protection of goods.
3. Inside of the deck is reinforced with iron plate panels.

With a deck that opens from 3 sides, the Mage Carry Xtra has great weight capacity.

Features and Options

- ✓ Side-locking gate handles
- ✓ Handy Cockpit Compartments
- ✓ Drivers side storage Pocket
- ✓ Hook on the outer tailgate
- ✓ Side panels tie down
- ✓ Powerful Engine
- ✓ Great Acceleration even at low rpm
- ✓ interior cabin is Comfortable and spacious
- ✓ Speedometer is functional and easy to read
- ✓ Strong suspensions allow smooth drive



With a G15A, 1500cc, 4 cylinder, 16 valve, MPI engine which has high Air in Take that is more secure against flooding. The powerful engine allows great acceleration even at low rpm.



The interior of the cabin is comfortable and spacious.



The design of the speedometer is functional and easy to read.



With MacPherson Strut on the front and Leaf Spring on the back, Mega Carry Xtra has very strong suspensions that allow for a smooth drive even when loaded.



The Mega Carry Xtra is equipped with reliable ventilated disc brakes in the front and drum brakes in the rear.

ALL-ROUND UTILITY



Rigid and thicker chassis for maximum strength and reliability.



Side-locking gate handles on the tailgate and panels provide added security.



Hooks on the outer tailgate and side panels tie down cargo for added convenience.



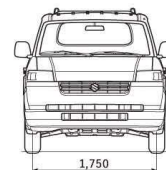
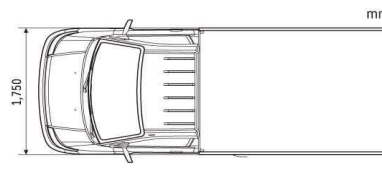
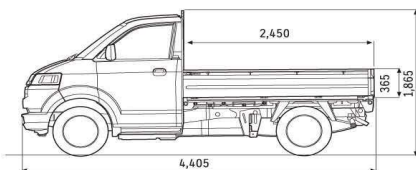
Headlamps are well elevated for better all-round visibility plus reduced vulnerability in minor collisions.



Handy cockpit compartments, like glove box and driver's side storage pocket, keep small items within easy reach.



DIMENSIONAL VIEWS



Dimensions and Weights

Boot Space	L
Ground Clearance	190 mm
Kerb Weight	1100 KG
No of Doors	2 door
Overall Height	1865 mm
Overall Length	4405 mm
Overall Width	1750 mm
Wheel Base	2625 mm

Steering

Minimum Turning Radius	4.9 m
Steering Type	Rack & Pinion with Hydraulic Pump

Fuel Economy

Mileage City	8 KM/LITER
Mileage Highway	10 KM/LITER

Transmission

Gearbox	5-speed
Transmission Type	Manual

Performance

Top Speed	180 KM/H
-----------	----------

Engine

Cylinder Configuration	In Line
Displacement	1493 cc
Engine Power	124 hp @ 6000 RPM
Fuel System	MPI
Fuel Type	Petrol
No of Cylinders	4
Torque	126 Nm @ 3000 RPM
Valve Mechanism	SOHC 16 Valves

Wheels and Tyres

Tyres	185/70/R14
Wheel Size	14 inch
PCD	0 x 0 mm
Wheel Type	Steel Rims with Wheels Caps

Capacities

Fuel Tank Capacity	46 L
Seating Capacity	2 persons

Suspension

Front	McPherson Strut
Rear	Leaf Spring

Brakes

Front	Discs
Rear	Drums